



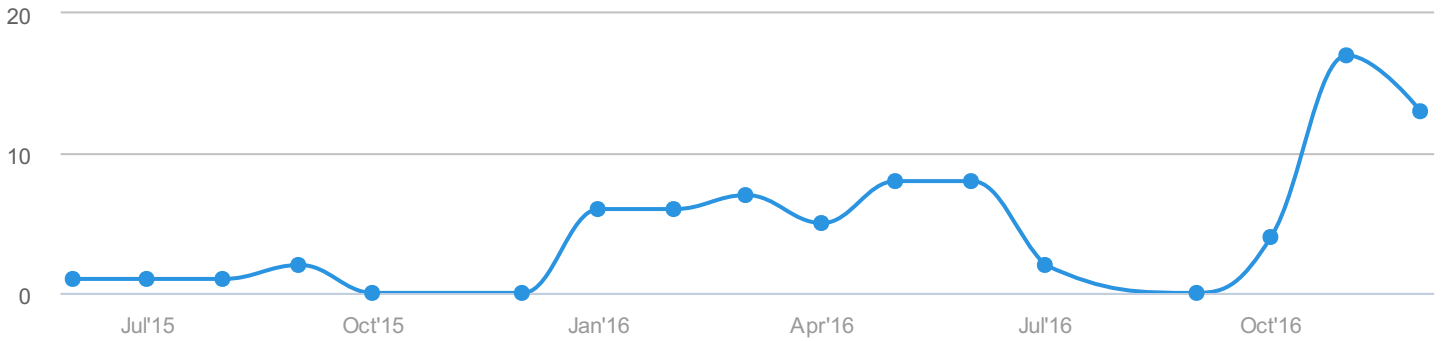
# Savitry Greens

<http://www.savitrygreens.com/>

Checkout the traffic report and ranking that we have achieved for  
Savitry Greens

## Organic Search: Traffic chart

savitrygreens.com | IN | 2 Years












## Organic Search: Positions 1 - 100 (115)

IN | savitrygreens.com

Keyword	Pos	Volume	KD	CPC (USD)	URL	Traffic %	Costs %	Com.	Result	Trend	Last Update
flats in chandigarh	20 (16)	1,000	75.88	1.63	<a href="#">↗</a>	23.07	33.33	0.88	570,000		-
flats in zirakpur	20 (19)	880	55.16	0.97	<a href="#">↗</a>	15.38	16.66	0.76	412,000		-
backbone of indian economy	11	50	67.23	0.00	<a href="#">↗</a>	15.38	0.00	0.08	347,000		-
apartments in zirakpur	12 (14)	170	50.19	0.87	<a href="#">↗</a>	15.38	8.33	0.48	752,000		-
zirakpur flats	14 (8)	210	53.16	0.72	<a href="#">↗</a>	7.69	8.33	0.85	411,000		-
2 bhk	24 (21)	1,000	64.33	1.04	<a href="#">↗</a>	7.69	8.33	0.52	12,900,000		-
2 bhk flats in zirakpur	16 (15)	390	62.93	0.72	<a href="#">↗</a>	7.69	8.33	0.64	339,000		-
3 bhk flats in zirakpur	20 (19)	480	55.78	0.74	<a href="#">↗</a>	7.69	8.33	0.44	282,000		-
flats for sale in panchkula	58	70	80.53	0.39	<a href="#">↗</a>	< 0.01	0.00	0.87	1,390,000		-
2 bhk room design	97	20	68.63	1.43	<a href="#">↗</a>	< 0.01	0.00	0.25	1,800,000		-
2 bhk for sale	70	40	70.46	1.49	<a href="#">↗</a>	< 0.01	0.00	0.69	-		-
2 bhk flat layout	54	30	55.75	0.12	<a href="#">↗</a>	< 0.01	0.00	0.33	809,000		-

Keyword	Pos	Volume	KD	CPC (USD)	URL	Traffic % ▼	Costs %	Com.	Result	Trend	Last Update
2 bhk map	90	40	60.75	0.00	<a href="#">↗</a>	< 0.01	0.00	0.09	1,690,000		-
emi apps	35	20	89.30	0.38	<a href="#">↗</a>	< 0.01	0.00	0.33	16,500,000		-
flats in mohali for sale	57	140	64.88	1.82	<a href="#">↗</a>	< 0.01	0.00	0.81	3,200,000		-
service apartment in chandigarh	69	30	72.75	0.74	<a href="#">↗</a>	< 0.01	0.00	0.91	632,000		-
real estate mohali	95	40	58.40	0.40	<a href="#">↗</a>	< 0.01	0.00	0.80	659,000		-
builders in chandigarh	30	170	58.63	0.23	<a href="#">↗</a>	< 0.01	0.00	0.62	599,000		-
flats on rent in chandigarh	61	140	82.09	0.25	<a href="#">↗</a>	< 0.01	0.00	0.57	634,000		-
emi calculator home loan icici	91	30	80.38	1.12	<a href="#">↗</a>	< 0.01	0.00	0.35	2,140,000		-
3 bhk flats plan	37	40	34.45	2.30	<a href="#">↗</a>	< 0.01	0.00	0.46	1,450,000		-
buy house in chandigarh	76	50	78.40	0.22	<a href="#">↗</a>	< 0.01	0.00	0.73	1,050,000		-
real estate market size in india	86	20	72.25	0.00	<a href="#">↗</a>	< 0.01	0.00	0.02	20,800,000		-
4 bhk apartments	20	30	58.39	2.84	<a href="#">↗</a>	< 0.01	0.00	0.37	1,820,000		-
2bhk for sale	76	40	75.61	0.69	<a href="#">↗</a>	< 0.01	0.00	0.84	-		-
properties for sale in chandigarh	99	20	79.04	0.37	<a href="#">↗</a>	< 0.01	0.00	0.77	2,380,000		-
flats for sale in mohali	40 (38)	210	66.49	1.52	<a href="#">↗</a>	< 0.01	0.00	0.52	1,960,000		-
flats for rent in chandigarh	35	210	79.24	0.23	<a href="#">↗</a>	< 0.01	0.00	0.76	600,000		-
chandigarh homes	42	20	65.61	0.00	<a href="#">↗</a>	< 0.01	0.00	0.69	1,070,000		-
residential property in chandigarh	58	30	78.81	1.37	<a href="#">↗</a>	< 0.01	0.00	0.63	699,000		-
flat in chandigarh	22	260	78.37	1.28	<a href="#">↗</a>	< 0.01	0.00	0.96	565,000		-

Keyword	Pos	Volume	KD	CPC (USD)	URL	Traffic % ▼	Costs %	Com.	Result	Trend	Last Update
rent flat in chandigarh	52	30	82.65	0.19	<a href="#">↗</a>	< 0.01	0.00	0.78	530,000		-
house for rent in chandigarh	64 (61)	260	84.65	0.26	<a href="#">↗</a>	< 0.01	0.00	0.65	1,030,000		-
loan emi calculator app	38	110	90.09	0.15	<a href="#">↗</a>	< 0.01	0.00	0.96	40,900,000		-
emi home loan calculator hdfc	80	30	82.20	0.00	<a href="#">↗</a>	< 0.01	0.00	0.83	5,080,000		-
chandigarh property prices	30	40	81.53	1.36	<a href="#">↗</a>	< 0.01	0.00	0.92	693,000		-
home loan calculator hdfc	97	880	82.40	0.83	<a href="#">↗</a>	< 0.01	0.00	0.76	5,470,000		-
3 bhk flat design	67	110	70.66	0.73	<a href="#">↗</a>	< 0.01	0.00	0.31	3,650,000		-
flats in	98	110	57.75	1.71	<a href="#">↗</a>	< 0.01	0.00	0.63	55,900,000		-
builders in mohali	94	110	48.07	0.04	<a href="#">↗</a>	< 0.01	0.00	0.32	571,000		-
chandigarh property details	18 (18)	140	60.22	1.23	<a href="#">↗</a>	< 0.01	0.00	0.59	1,690,000		-
property price in chandigarh	95	20	85.93	0.56	<a href="#">↗</a>	< 0.01	0.00	0.83	564,000		-
2bhk flat	23 (25)	480	71.70	1.39	<a href="#">↗</a>	< 0.01	8.33	0.66	1,820,000		-
residential property in mohali	97	140	66.45	1.18	<a href="#">↗</a>	< 0.01	0.00	0.25	651,000		-
rental flats in chandigarh	52	20	79.62	0.28	<a href="#">↗</a>	< 0.01	0.00	0.77	504,000		-
accommodation in chandigarh	73	50	79.01	0.81	<a href="#">↗</a>	< 0.01	0.00	0.79	1,100,000		-
flats in chandigarh for sale	26	110	69.55	1.24	<a href="#">↗</a>	< 0.01	0.00	0.98	5,890,000		-
flats in mohali	46 (47)	1,000	60.07	1.80	<a href="#">↗</a>	< 0.01	0.00	0.91	517,000		-
chandigarh property for sale	44	40	74.47	0.71	<a href="#">↗</a>	< 0.01	0.00	0.94	2,140,000		-
emi car loan calculator hdfc	91	30	83.92	0.38	<a href="#">↗</a>	< 0.01	0.00	0.64	1,530,000		-

Keyword	Pos	Volume	KD	CPC (USD)	URL	Traffic %	Costs %	Com.	Result	Trend	Last Update
3 bhk map	33	40	49.84	1.21	<a href="#">↗</a>	< 0.01	0.00	0.21	1,720,000		-
2 bhk house plans	83	110	64.14	0.13	<a href="#">↗</a>	< 0.01	0.00	0.26	467,000		-
flats in panchkula	67 (70)	260	72.52	0.28	<a href="#">↗</a>	< 0.01	0.00	0.69	446,000		-
2 bhk flats in mohali	36	210	66.92	1.37	<a href="#">↗</a>	< 0.01	0.00	0.84	566,000		-
3 bhk home	64	20	74.55	0.00	<a href="#">↗</a>	< 0.01	0.00	0.56	13,500,000		-
flat for rent in chandigarh	76	170	77.78	0.39	<a href="#">↗</a>	< 0.01	0.00	0.63	537,000		-
3 bhk layout	66	40	62.53	1.82	<a href="#">↗</a>	< 0.01	0.00	0.16	1,220,000		-
property trends in india	82	20	84.55	0.67	<a href="#">↗</a>	< 0.01	0.00	0.31	44,500,000		-
sbi emi calculator for home loan excel	93	30	77.40	0.72	<a href="#">↗</a>	< 0.01	0.00	0.41	1,870,000		-
flat 2bhk	21	30	67.98	1.13	<a href="#">↗</a>	< 0.01	0.00	0.66	2,010,000		-
4 bhk house plan	87	140	67.79	0.31	<a href="#">↗</a>	< 0.01	0.00	0.23	457,000		-
chandigarh flats for sale	20	50	66.28	1.73	<a href="#">↗</a>	< 0.01	0.00	0.96	4,350,000		-
property in chandigarh for sale	60	70	71.01	1.12	<a href="#">↗</a>	< 0.01	0.00	0.93	1,950,000		-
flat 2 bhk	63	30	73.99	1.16	<a href="#">↗</a>	< 0.01	0.00	0.57	1,950,000		-
property sale in chandigarh	94	20	78.17	0.35	<a href="#">↗</a>	< 0.01	0.00	0.94	1,960,000		-
2 bhk layout	65	50	72.27	0.36	<a href="#">↗</a>	< 0.01	0.00	0.27	918,000		-
2 bhk house plan	82 (88)	720	65.90	0.37	<a href="#">↗</a>	< 0.01	0.00	0.35	530,000		-
emi calculator app	87	390	87.32	0.14	<a href="#">↗</a>	< 0.01	0.00	0.74	3,600,000		-

Keyword	Pos	Volume	KD	CPC (USD)	URL	Traffic % ▼	Costs %	Com.	Result	Trend	Last Update
property for sale in chandigarh	66	260	76.88	1.18	<a href="#">🔗</a>	< 0.01	0.00	0.92	2,360,000		-
apartments in chandigarh	15 (13)	140	66.90	1.22	<a href="#">🔗</a>	< 0.01	0.00	0.76	798,000		-
nri investment in indian real estate	67	30	72.05	2.21	<a href="#">🔗</a>	< 0.01	0.00	0.54	731,000		-
apartments in mohali	29	110	63.70	2.51	<a href="#">🔗</a>	< 0.01	0.00	0.69	698,000		-
flats for sale in zirakpur	23	320	66.08	0.91	<a href="#">🔗</a>	< 0.01	0.00	0.34	497,000		-
zirakpur to chandigarh	24	110	81.27	0.00	<a href="#">🔗</a>	< 0.01	0.00	0.01	1,920,000		-
home emi calculator hdfc	97	50	81.11	0.77	<a href="#">🔗</a>	< 0.01	0.00	0.47	8,290,000		-
house on rent in chandigarh	83	320	84.43	0.10	<a href="#">🔗</a>	< 0.01	0.00	0.70	950,000		-
flat in zirakpur	17 (14)	170	59.95	0.98	<a href="#">🔗</a>	< 0.01	0.00	0.86	577,000		-
flats for sale in chandigarh	30	260	76.02	1.34	<a href="#">🔗</a>	< 0.01	0.00	0.90	2,980,000		-
property prices in chandigarh	78	70	84.59	0.67	<a href="#">🔗</a>	< 0.01	0.00	0.89	1,140,000		-
flat in mohali	75	170	68.70	1.54	<a href="#">🔗</a>	< 0.01	0.00	0.95	554,000		-
property for sale in mohali	71	110	75.41	0.57	<a href="#">🔗</a>	< 0.01	0.00	0.92	1,560,000		-
flats for	94	50	77.97	0.33	<a href="#">🔗</a>	< 0.01	0.00	0.73	37,600,000		-
two bhk flat	13	70	67.43	0.64	<a href="#">🔗</a>	< 0.01	0.00	0.61	1,510,000		-
4 bhk flat	30	110	72.23	0.90	<a href="#">🔗</a>	< 0.01	0.00	0.47	2,230,000		-
properties in chandigarh	22	140	68.27	1.34	<a href="#">🔗</a>	< 0.01	0.00	0.94	888,000		-
chandigarh to zirakpur	69	70	74.46	0.72	<a href="#">🔗</a>	< 0.01	0.00	0.03	1,860,000		-

Keyword	Pos	Volume	KD	CPC (USD)	URL	Traffic %	Costs %	Com.	Result	Trend	Last Update
2 bhk flats	34 (96)	390	66.79	1.39	<a href="#">↗</a>	< 0.01	0.00	0.53	1,920,000		-
flat for sale in mohali	42	90	71.50	1.16	<a href="#">↗</a>	< 0.01	0.00	0.93	1,430,000		-
2 bhk flat	21 (16)	480	52.27	1.12	<a href="#">↗</a>	< 0.01	0.00	0.50	2,280,000		-
icici emi calculator for home loan	88	50	74.48	1.37	<a href="#">↗</a>	< 0.01	0.00	0.29	1,970,000		-
3 bhk flats	54	320	65.42	0.96	<a href="#">↗</a>	< 0.01	0.00	0.53	2,750,000		-
greens	80 (70)	1,600	46.36	0.00	<a href="#">↗</a>	< 0.01	0.00	0.01	65,098,000		-
3 bhk	56	720	66.58	0.85	<a href="#">↗</a>	< 0.01	0.00	0.55	10,800,000		-
property in chandigarh mohali	27	20	66.00	0.91	<a href="#">↗</a>	< 0.01	0.00	1.00	1,050,000		-
property in zirakpur	60	320	60.90	0.71	<a href="#">↗</a>	< 0.01	0.00	0.68	768,000		-
flats in chandigarh for rent	65	90	81.78	0.51	<a href="#">↗</a>	< 0.01	0.00	0.80	588,000		-
mohali property rates	82	40	79.75	0.84	<a href="#">↗</a>	< 0.01	0.00	0.85	373,000		-
flat for sale in chandigarh	33	170	76.94	1.61	<a href="#">↗</a>	< 0.01	0.00	0.87	2,240,000		-
flats near mohali	29	30	68.05	1.65	<a href="#">↗</a>	< 0.01	0.00	0.99	642,000		-
chandigarh zirakpur	31	40	79.49	0.17	<a href="#">↗</a>	< 0.01	0.00	0.20	1,860,000		-

**Report Created By: KVR Webtech Pvt. Ltd**  
**kvrwebtech.com**